

Board for AT Mega 328 + L293

Placa para el AT Mega 328 + L293

Plaque pour AT Mega 328 + L293

AT-04

Support board for the AT Mega 328. It makes easier the installation and assembly for a professional finishing of your designs. It includes terminal blocks for the connection. Board supplies a 5VDC voltage to supply the microcontroller. 2 analogue

Permite facilitar la instalación y montaje con acabado profesional de sus diseños . Dispone de bornes para simplificar la conexión La placa suministra tensión de 5 V DC para alimentar el microcontro

Plaque support pour l'AT Mega 328. Permet de faciliter l'installation et le montage pour des finitions professionnelles de vos conceptions. Il dispose de borniers pour simplifier la connexion. Plaque fournie une tension de 5VDC pour alimenter le microcontrôleur.

Technical characteristics

2 Analogue Inputs allowing to select through a jumper, the 5 or 10V DC input voltage.

2 Digital Inputs allowing to select through a jumper, the 5 or 24V DC input voltage.

1 Analogue Input with a 10K potentiometer allowing to select the 10K POT on the board or to connect an external potentiometer.

1 x 600mA Outputs with L293 to supply from the same voltage of the board or to supply the outputs with another external voltage separated from the board.

1 x RX-TX input/output to have an auxiliary 5V DC power supply

1 x I2C input/output to have an auxiliary 5V DC power supply

1 x 5V – 100mA auxiliary output to supply external circuits

Power Supply : 12/24 VDC

Recommended power supply : FE-123

Support for DIN Rail Ref. C-7589

2 Entradas analógicas . Permiten seleccionar con jumpers la tensión de entrada de 5 V o 10 V DC
2 Entradas digitales Permiten seleccionar con jumpers la tensión de entrada de 5V o 24 V DC
1 Entrada analógica con potenciómetro 10 K . Permite seleccionar pot 10 K de la placa o conectar potenciómetro externo
1 Salida 600 mA con L293 . Permite alimentar de la misma tensión de la placa o alimentar la salida con otra tensión externa separada de la placa
1 Entrada/salida RX-TX Dispone alimentación auxiliar de 5 V DC
1 Entrada/salida I2C Dispone de alimentación auxiliar de 5 V DC
1 Salida auxiliar 5 V - 100 mA DC para alimentar circuitos externos
Alimentación de 12 V a 24 VDC
Fuente recomendada FE 123
Soporte para montaje carril DIN C-7589

2 Entrées analogiques qui permettent de sélectionner à l'aide des jumpers, la tension d'entrée de 5 ou 10 VDC
2 Entrées numériques qui permettent de sélectionner à l'aide des jumpers, la tension d'entrée de 5 ou 24 VDC
1 Entrée analogique avec potentiomètre de 10K qui permet de sélectionner POT 10K de la plaque ou de connecter un potentiomètre externe.
1 Sortie 600 mA avec L293 qui permet d'alimenter de la même tension de la plaque ou d'alimenter les sorties avec une autre tension externe séparée de la plaque.
1 Entrée/sortie RX-TX pour disposer d'une alimentation auxiliaire de 5 V DC
1 Entrée/sortie I2C pour disposer d'une alimentation auxiliaire de 5 V DC
1 Sortie auxiliaire 5V – 100mA DC pour alimenter des circuits externes.
Alimentation de 12 à24 VDC
Source d'alimentation recommandée : FE-123
Support pour montage sur RAIL-DIN Ref. C-7589

Do never remove the ATMEG A328 when the voltage is connected

No extraer nunca el Atmega 328 con tensión conectada

Ne jamais extraire l'ATMEGA 328 avec la tension connectée.

Placa Atmega 328 P Pu

Bus SPI
Mosi/miso/clk/reset
+5V/negative

Led power 5 V

Led PB5 equiv
D13 Arduino



Reset

R3 cut to cancel led PB5

ATmega328 position indicator

AT mega 328 suministrado sin bootloader Arduino

AT mega 328 supplied without Arduino bootloader

AT mega 328 fournies sans bootloader Arduino

1 - Pot 10K input A2
2 - Selector SW1 input A2 : internal pot 10K / external pot
3 - Input pot A2
4 - Jumper JP3, JP4 selection input A0 - A1 - 5/10VDC
5 - Input A1- A0 5/10V DC
6 - AT Mega 328 placement
7 - Input D12 - D13 5/24V DC
8 - Jumper JP1, JP2 selection input D12 - D13 - 5/24VDC

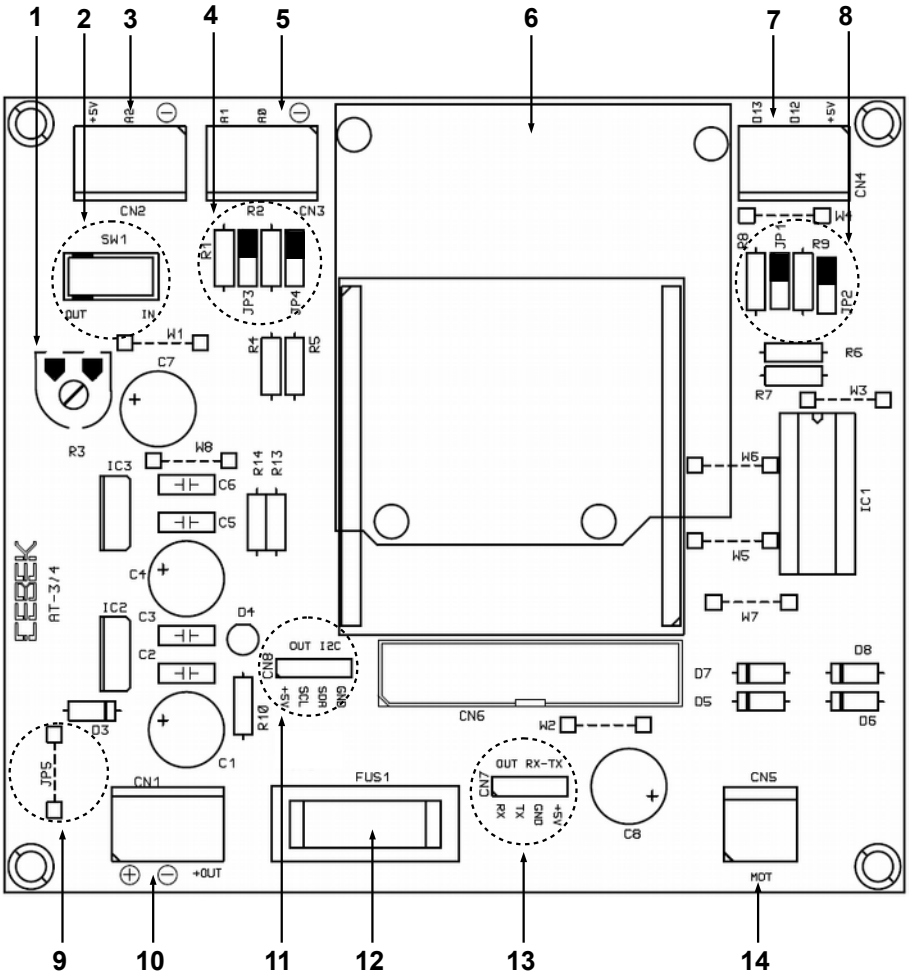

9 - Cut for separate power motor
10 - Power supply input 12/ 24V DC
11 - I2C output
12 - Fus 1 amp + OUT
13 - RX-TX output
14 - Output MOTOR 600 mA

AT-3 Configuration and diagram

JP1 Input D13

Input 5V input 24V

JP2 Input D12

Input 5V input 24V

JP 3 input A1

Input 5V Input 10v

JP4 Input A0

Input 5V Input 10V

SW 1 Input selector A2

Internal potenciometer 10K
External potenciometer

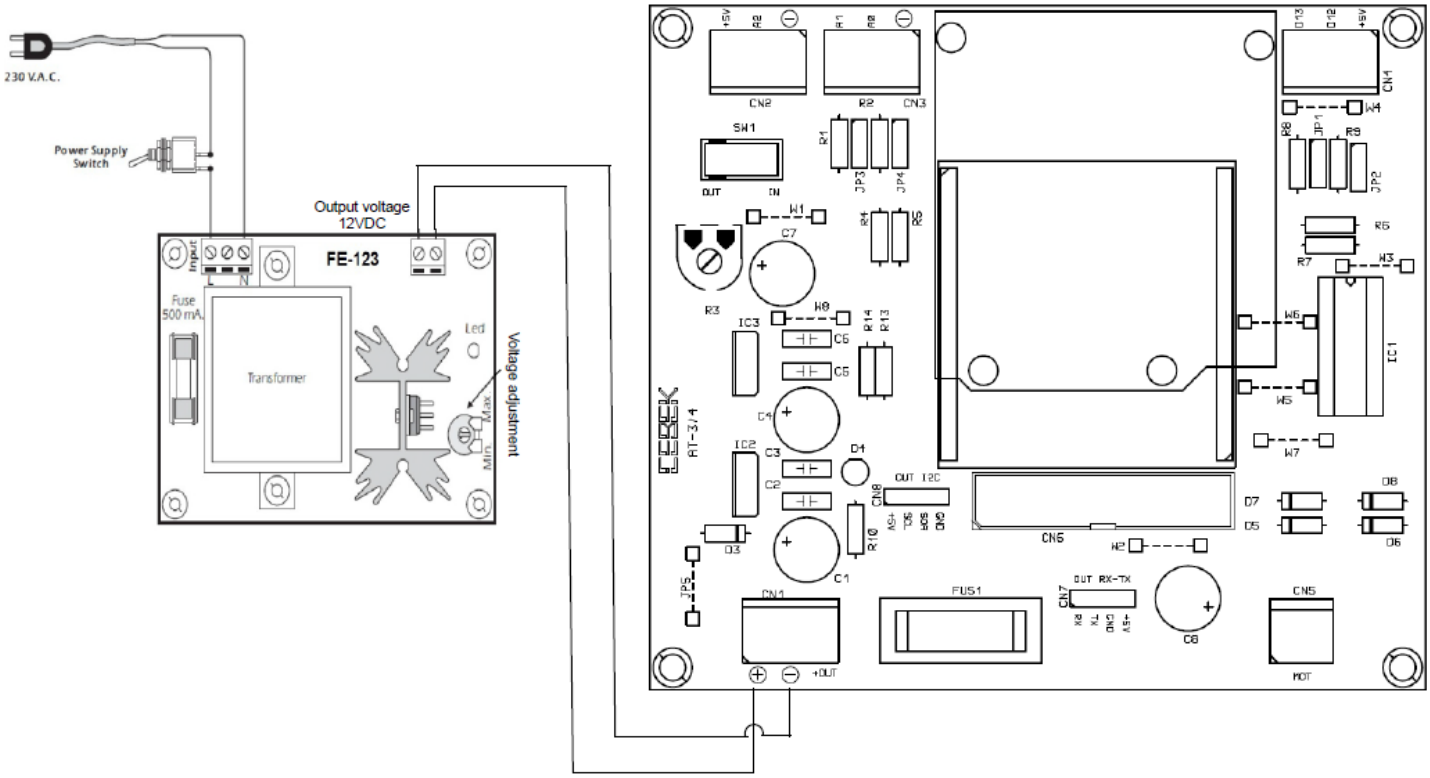

Cebek ® is a registered trademark of the Fadisel group

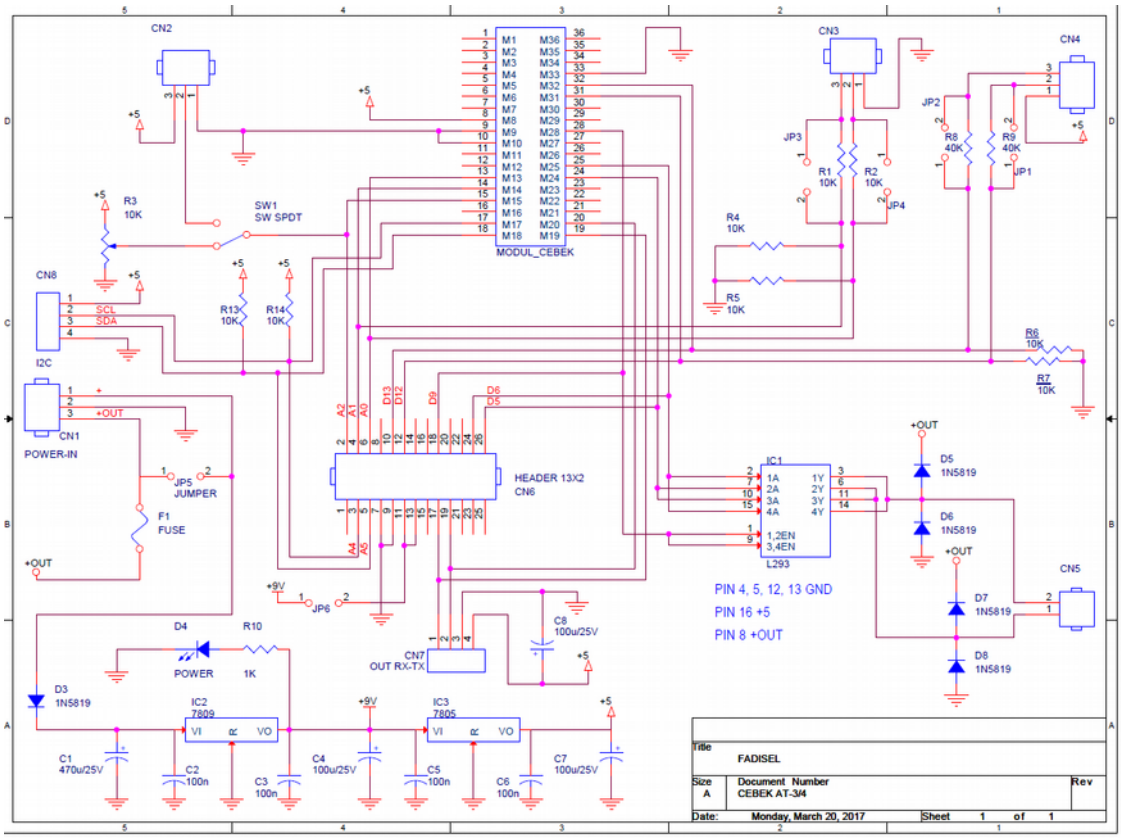

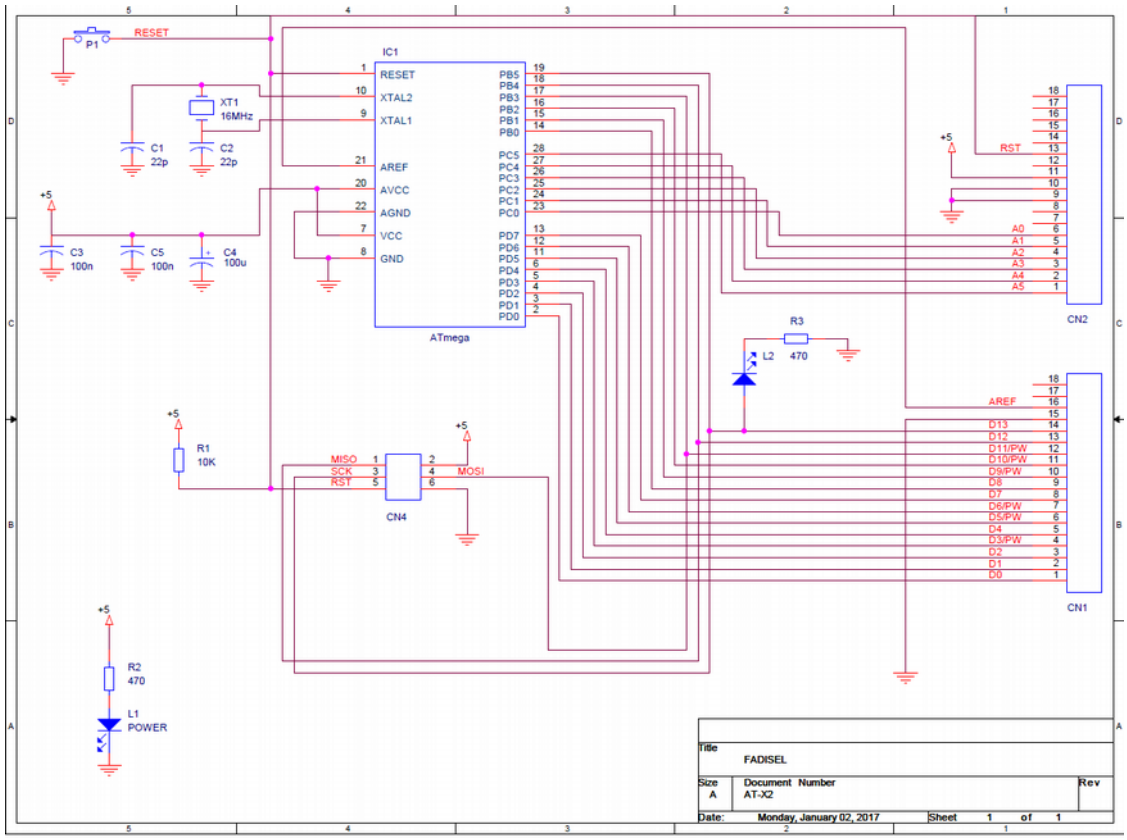

CN 6 connector not available for this model.

Conector CN 6 no disponible en este modelo

Connecteur CN 6 non disponible sur ce modèle.

Cebek is a registered trademark of Fadisel S.L
ARDUINO is a registered trademark of Arduino Co
Mega 328 is a registered trademark of Atmel Corporation